



## Municipality of Belfast

### CALLS RESPONDED TO: OCCURRENCE TYPES

	August 2024	July 2024
Assault	0	0
911 calls	1	0
Abandoned vehicle	1	0
Animal Calls	1	0
Assistance to other Agency	1	3
B&E (Residence/Business)	0	0
Crime Prevention	1	2
Driving while disqualified/prohibited	0	0
Harassment	3	1
Causing a Disturbance/Breach of Peace	0	0
Fail to comply with order	0	1
False Alarms	4	2
Fire Prevention	2	1
Firearms	1	1
Family Law/Orders/Agreements	0	0
Fraud (over/under \$5000)/Forgery	1	0
Mental Health Act	1	0
Mischief - damage/obstruct enjoyment	3	2
Lost/Found items	0	0
Litter	0	0
HTA calls	3	3
HTA tickets issued (speeding)	1	2
HTA tickets issued (moving/non-moving)	0	0
Impaired driving	2	0
Off Road Vehicle Act	1	1
Theft (under/over \$5000/shoplifting)	1	1
Trespass Act	0	0
Person reported missing	0	0
Suspicious person/vehicle/property	0	1
Traffic collisions	1	2
Uttering threats	3	1
Unlawfully in dwelling	0	0
Wellbeing Checks	3	0

Total calls for service in Municipality:	35	24
Total calls for service in Three Rivers:	231	247
Total calls for service in South Kings District:	401	407
Total calls for service in Kings District:	659	631



## Kings District RCMP Crime Stats For August 2024

### Activity Synopsis:

Persons crimes rose to 32 in August, up from 25 in July. Assault, including an assault on police officer, accounted for 12 of these occurrences. Seven of these were cleared by charge/charge recommended, while one remains open, still under investigation. Two sexual offences were also reported, one of which is open/still under investigation while the other was concluded with insufficient evidence to proceed.

Property crime dropped to 78 occurrences in August, down from 83 in July. There were two arsons reported. Mischief was the most frequent occurrence with 39 occurrences, followed by theft under \$5000 with 21. Three break and enters were also reported, with one still open/under investigation. Mischief was the most frequent occurrence, with 39 occurrences, followed by 21 theft under \$5000. No vehicles were reported stolen, though two trailers, valued at over \$10,000, were taken and remain outstanding (still under investigation).

A single drug enforcement occurrence was reported (individuals using illicit drugs). The matter was concluded with insufficient evidence to proceed.

Traffic occurrences accounted for 255 occurrences, up from 224 in July. Impaired driving accounted for 14 occurrences. Seven of these were by alcohol (three cleared by charge/charge recommended), four by drug (one cleared by charge/charge recommended and one open/still under investigation) and three by a combination of drugs and alcohol (all concluded with insufficient evidence). A single refusal/failure was also reported. Speeding violations accounted for 67 occurrences, and other traffic offence/violations accounted for 129. There were four Checkstops documented and a single fatal collision also occurred.

Overall, 652 occurrences were recorded with 633 of these being founded or still under investigation. This is higher than last month (July) with 630 occurrences, of which 596 were founded/SUI. August 2024 is also higher than August 2023, when 599 occurrences, with 557 founded/SUI, were reported.



## L Division - Kings District Monthly Statistics and Crime Rates

(Crimes rates based on population of PROS RCMP enforcement zone area.)

Data current as of: 2024-09-06

Type of Crime & Occurrence Type	Previous 12 Months	Aug	Aug	Amount of Change	Previous 2 Month Trend	Kings District Monthly Rate per 1000 population	L Division Monthly Rate per 1000 population
		2024	2023				
<b>Crimes Against Persons</b>							
Offences Related to Death		0	0	0		0.00	0.00
Sexual Offences		2	2	0		0.10	0.10
Assault		12	18	-6		0.60	0.42
Kidnapping/Hostage/Abduction		0	0	0		0.00	0.02
Robbery		0	0	0		0.00	0.00
Extortion / Intimidation		0	1	-1		0.00	0.01
Criminal Harassment		6	4	2		0.30	0.17
Indecent   Harassing Comm.		5	4	1	↓	0.25	0.24
Uttering Threats		7	11	-4	↓	0.35	0.22
<b>Property Crime</b>							
Arson		2	0	2		0.10	0.02
Break and Enter		3	6	-3		0.15	0.09
Unlawfully in a Dwelling House		0	0	0		0.00	0.01
Theft Over		1	1	0	↑	0.05	0.01
Theft of Motor Vehicle		0	4	-4		0.00	0.07
Theft of Other MV / Motorcycle		0	1	-1		0.00	0.07
Take MV w/o Consent		2	1	1		0.10	0.04
Theft Under		21	15	6		1.05	0.64
Shoplifting		0	2	-2	↓	0.00	0.01
Theft (mail, bicycle, et al)		1	0	1		0.05	0.06
Theft from Motor Vehicle		1	1	0	↑	0.05	0.06
Possession of Stolen Goods		1	1	0		0.05	0.02
Fraud		7	15	-8		0.35	0.48
Identity Theft		0	0	0		0.00	0.01
Mischief		39	44	-5	↑	1.95	1.31
<b>Drug Enforcement</b>							
Possession		0	0	0		0.01	0.06
Trafficking		0	0	0		0.01	0.08
Import/Export		0	0	0		0.00	0.00
Production		0	0	0		0.00	0.00
Other		1	2	-1	↑	0.07	0.15
<b>Traffic</b>							
Dangerous Op of MV		1	0	1		0.05	0.12
Impaired by Alcohol		7	3	4		0.35	0.26
Impaired by Alcohol & Drug		3	0	3		0.15	0.06
Impaired by Drug		4	1	3		0.20	0.15
Failure/Refusal		1	1	0		0.05	0.03

Statistics represent 1st line of UCR Scoring.

Statistics do not include Unfounded or Unsubstantiated occurrences unless indicated.



## L Division - Kings District Monthly Statistics and Crime Rates

(Crimes rates based on population of PROS RCMP enforcement zone area.)

Data current as of: 2024-09-06

Type of Crime & Occurrence Type	Previous 12 Months	Aug	Aug	Amount of Change	Previous 2 Month Trend	Kings District Monthly Rate per 1000 population	L Division Monthly Rate per 1000 population
Driving while Disqualified		2	3	-1		0.10	0.16
Fail to Stop or Remain		1	1	0		0.05	0.03
Seatbelt Violation		6	1	5		0.30	0.15
Intersection Violation		1	0	1		0.05	0.07
Speeding Violation		67	49	18	↓	3.34	3.20
Insurance Violation		0	0	0		0.00	0.02
Road Side Suspension (Alcohol)		1	0	1		0.05	0.06
Road Side Suspension (Drug)		0	0	0		0.00	0.00
Collision - Fatal		1	0	1	↑	0.05	0.02
Collision - Non - Fatal Injury		1	3	-2		0.05	0.19
Collision - Reportable		12	18	-6		0.60	0.56
Collision - Non Reportable		10	14	-4	↑	0.50	0.48
Off-Road Vehicle Collision		0	0	0		0.00	0.00
Municipal By-laws		0	0	0		0.00	0.01
Other Traffic Offence/Violation		129	88	41	↓	6.43	5.48
Other Traffic Related Duties		4	2	2	↑	0.20	0.19
Checkstop		4	4	0		0.20	0.07
<b>Other</b>							
911 Call		35	31	4		1.75	0.81
Breach of Court Order		5	7	-2		0.25	0.22
Liquor Act		4	4	0	↑	0.20	0.13
Mental Health Act		18	20	-2		0.90	0.93
Missing Person		2	6	-4		0.10	0.13
Municipal Bylaw - Other		1	0	1		0.05	0.01
1 Other		178	166	12	↑	8.88	6.70
Suspicious P V P		24	2	22	↑	1.20	0.59
<b>Trespass At Night</b>		<b>0</b>	<b>0</b>	<b>0</b>		<b>0.00</b>	<b>0.07</b>
<b>Total Founded &amp; SUI Occurrences</b>		<b>633</b>	<b>557</b>	<b>76</b>		<b>31.58</b>	<b>25.31</b>
<b>Total Occurrences*</b>		<b>652</b>	<b>599</b>	<b>53</b>		<b>32.52</b>	<b>26.65</b>

<sup>1</sup> Includes Assistance to General Public, Dog Act, False Alarms, and any occurrence type with "other activities" in the caption.

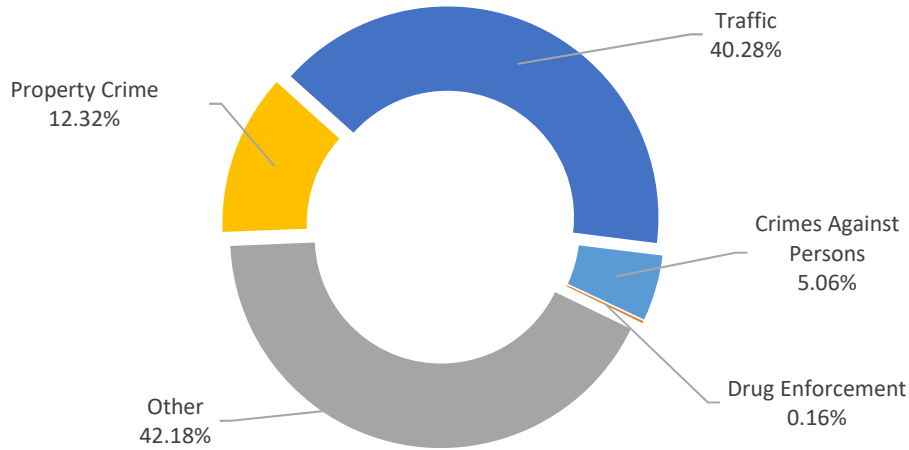
\*Includes Unfounded and Unsubstantiated



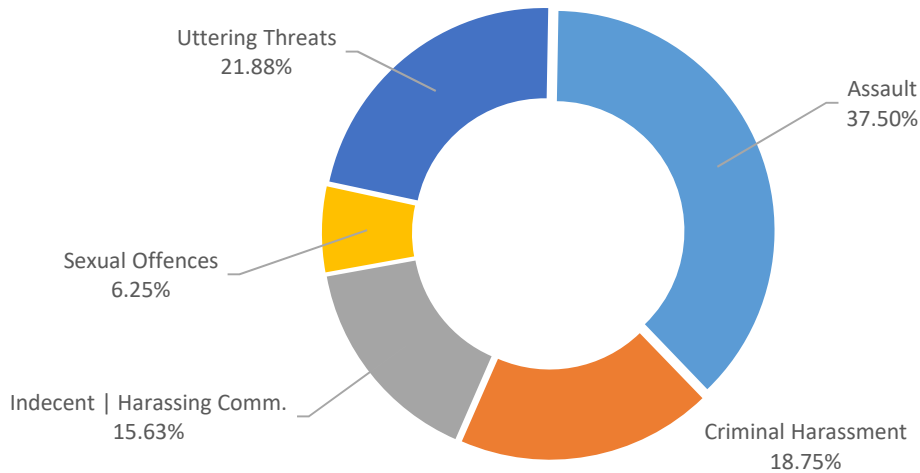
## L Division - Kings District Monthly Statistics and Crime Rates

Crimes rates based on population of the PROS Enforcement Area (2016 StatsCan census data)  
Data current as of: 2024-09-06

### Occurrences by Category - All Occurrence Types Kings District RCMP August 2024



### Occurrences by Category - Crimes against Persons Kings District RCMP August 2024



Statistics represent 1st line of UCR Scoring  
Statistics do not include Unfounded or Unsubstantiated Occs. unless indicated



# L Division - Kings District

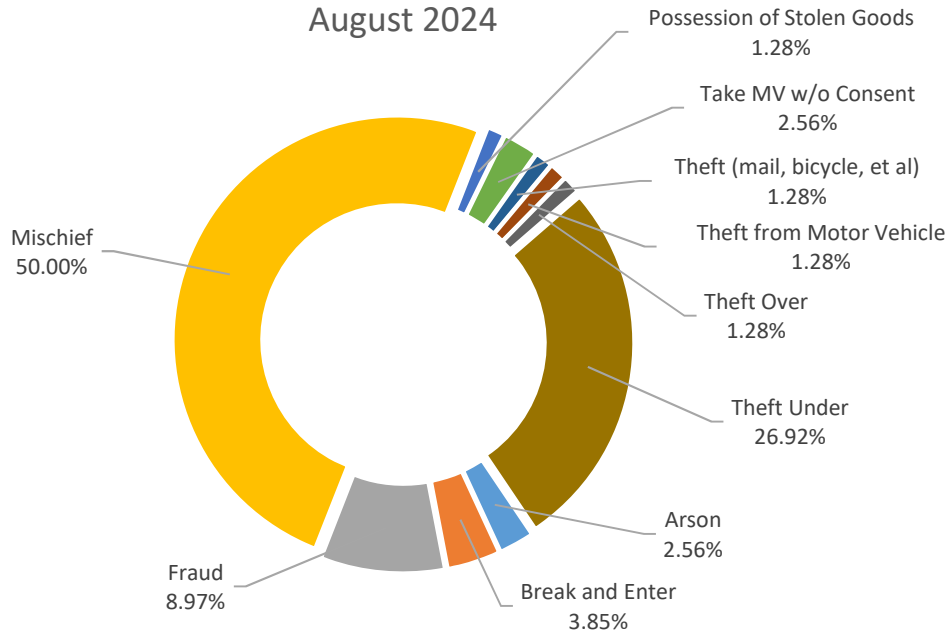
## Monthly Statistics and Crime Rates

Crimes rates based on population of the PROS Enforcement Area (2016 StatsCan census data)  
Data current as of: 2024-09-06

### Occurrences by Category - Property Crime

Kings District RCMP

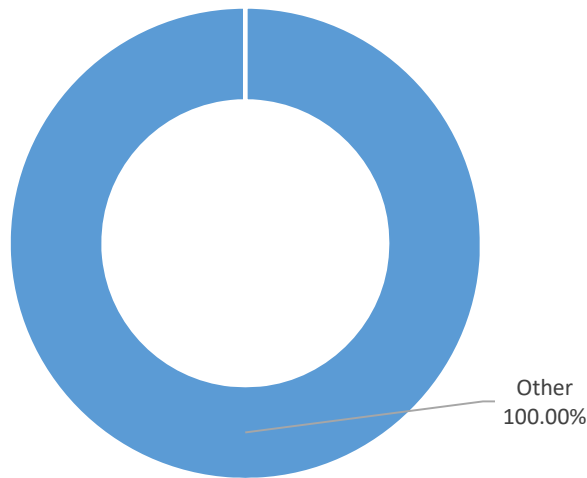
August 2024



### Occurrences by Category - Drug Enforcement

Kings District RCMP

August 2024



Statistics represent 1st line of UCR Scoring  
Statistics do not include Unfounded or Unsubstantiated Occs. unless indicated

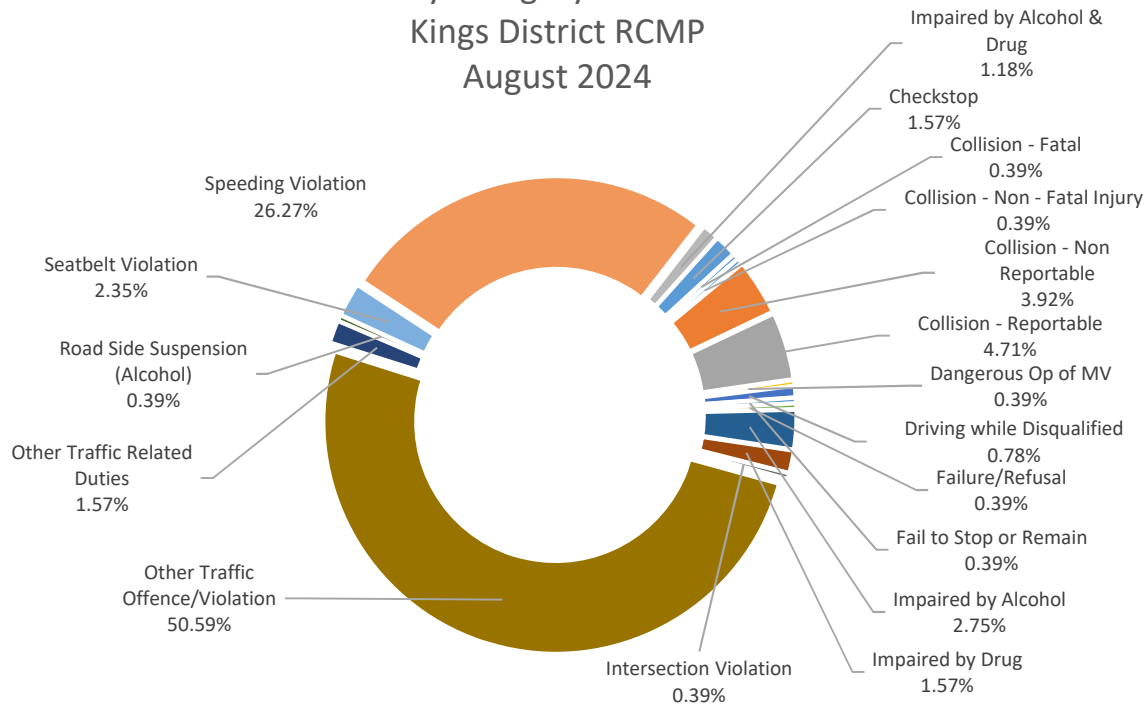


## L Division - Kings District Monthly Statistics and Crime Rates

Crimes rates based on population of the PROS Enforcement Area (2016 StatsCan census data)  
Data current as of: 2024-09-06

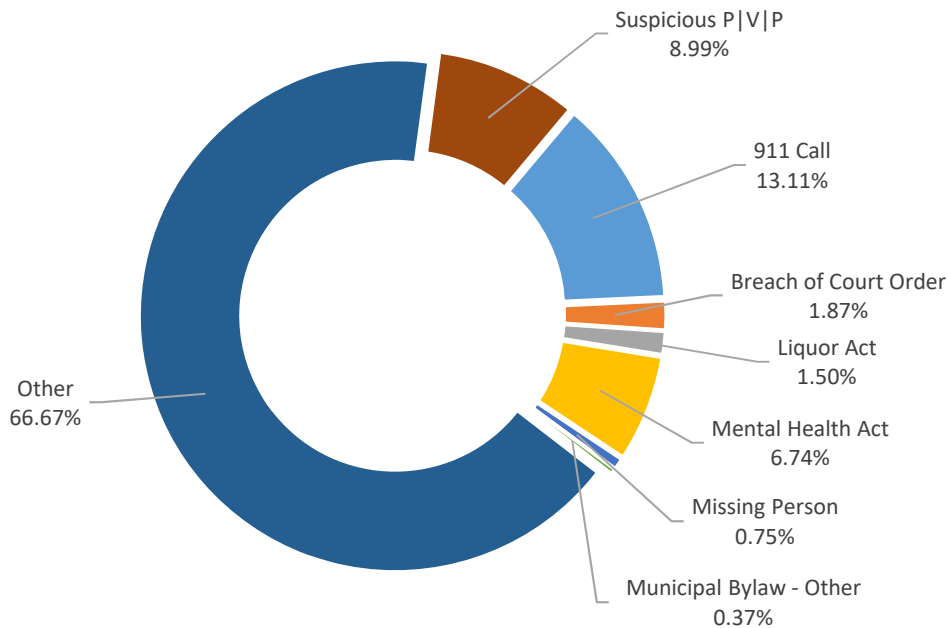
### Occurrences by Category - Traffic Occurrences

#### Kings District RCMP August 2024



### Occurrences by Category - Other Occurrences

#### Kings District RCMP August 2024



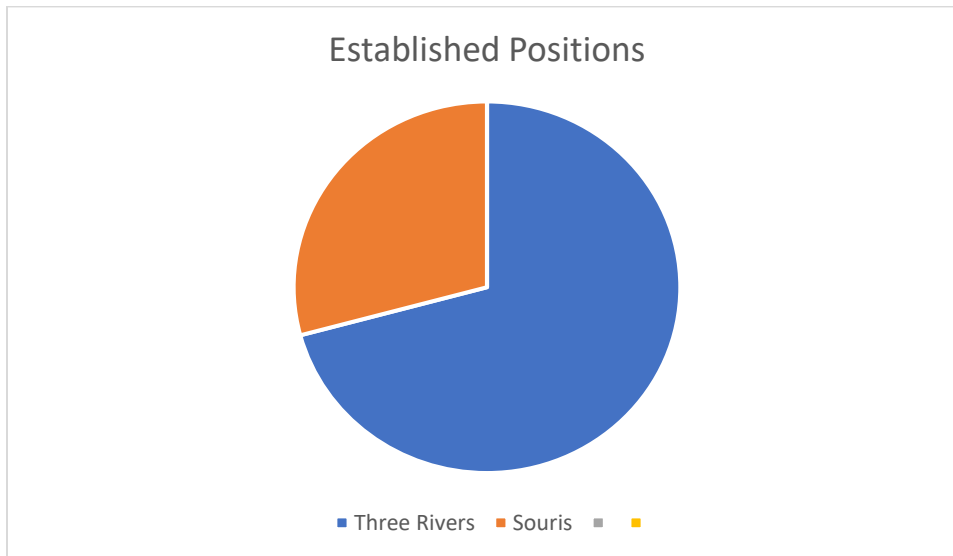
Statistics represent 1st line of UCR Scoring  
Statistics do not include Unfounded or Unsubstantiated Occs. unless indicated

# Kings District Human Resources – August 2024

## ESTABLISHED POSITIONS BY FUNDING

Location	Three Rivers	Souris	Grand Total
PSE	3	1	4
RM	17	7	24
<b>Grand Total</b>	<b>20</b>	<b>8</b>	<b>28</b>

## POSITIONS BY DISTRICT/UNIT



## CURRENT VACANCIES

Position	Status
23136 - Cst 3 Rivers	Parental Leave
26465 - Cst 3 Rivers	Medical Leave
16125 - Cst Souris	Vacant

## PENDING STAFFING

Position	Status
23136 - Cst 3 Rivers	Member returns September 15
26465 - Cst 3 Rivers	Possible Retirement already BF
16125 - Cst 3 Rivers	Cadet pending
16129 - Cst 3 Rivers	Incumbent transferring already BF
Planned Backfill - Cadet from Depot Division	Nov

## Roadable vs Unroadable

Category	#
Roadable	20
Unroadable or Vacant	6
<b>Total</b>	<b>26</b>